

Installation Manual

AUDI A8 4DR
AU-A8-4-B-18



Shades



Side Shades

Fixing Clips



CL-M03 x 4



CL-M13 x 4



Installation

AUDI A8 4DR
AU-A8-4-B-18

Components Needed



Side Shades




CL-M13 x 4



CL-M03 x 4

Side Shade Installation

STEP 1



STEP 2



Shade must be fitted from the outside


STEP 3




STEP 4



STEP 5



STEP 6




Installation

AUDI A8 4DR
AU-A8-4-B-18




Side Shade Installation

STEP 7



STEP 8



STEP 9



STEP 10



STEP 11



STEP 12



Repeat this whole process for the other side