

Installation Manual

BMW 1 SERIES 5DR
BMW-1SER-5-B-18



COMPONENTS INCLUDED



FIXING CLIPS



CL-M13 x 2




CL-M04 x 2



Side Shade (A) Installation

BMW 1 SERIES 5DR
BMW-1SER-5-B-18

COMPONENTS NEEDED:



CL-M13 x1



CL-M04 x1

STEP #1

ATTACH CLIPS ON SHADE EDGES



STEP #2

POSITION THE SIDE SHADE



STEP #3

INSERT CLIPS BEHIND INTERIOR TRIM



STEP #4

ENSURE SECURELY FITTED IN PLACE



CAR
SHADES


Side Shade (B) Installation

BMW 1 SERIES 5DR

BMW-1SER-5-B-18


STEP #1

ATTACH CLIPS ON SHADE EDGES



STEP #2

POSITION THE SIDE SHADE




STEP #3

INSERT CLIPS BEHIND INTERIOR TRIM



STEP #4

ENSURE SECURELY FITTED IN PLACE



CAR
SHADES