


Installation Manual

BMW 3 SERIES
BMW-3SER-4-D-18



Shades



Side Shades

Fixing Clips



CL-M02 x 6




CL-M03 x 4



Installation

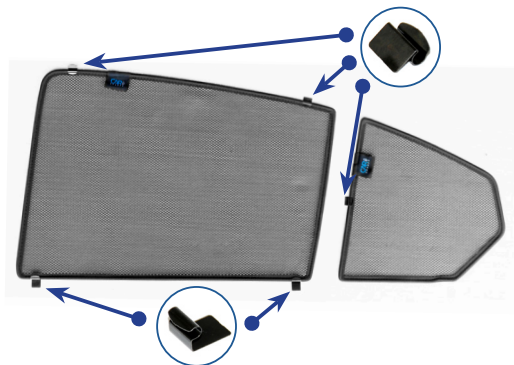
BMW 3 SERIES
BMW-3SER-4-D-18

Components Needed



Side Shade Installation

STEP 1



STEP 2




Shade fits from the outside

STEP 3



STEP 4



STEP 5



STEP 6



Installation

BMW 3 SERIES
BMW-3SER-4-D-18



Side Shade Installation

STEP 7



STEP 8



STEP 9



Wiggle shade from side to side while pushing forward

STEP 10



STEP 11



Installation

BMW 3 SERIES
BMW-3SER-4-D-18



Side Shade Installation

STEP 12



STEP 13



STEP 14



Repeat this whole process for the other side.