


# Installation Manual

BMW 5 SERIES 4DR  
BMW-5SER-4-D-18



## Shades



x 2

## Fixing Clips



CL-M02 x 4



CL-M03 x 4




CL-M04 x 2



# Side Shade (A) Installation

BMW 5 SERIES 4DR  
BMW-5SER-4-D-18

COMPONENTS NEEDED:



## STEP #1

ATTACH CLIPS ON SHADE EDGES



## STEP #2

POSITION THE SIDE SHADE




## STEP #3

INSERT CLIPS BEHIND INTERIOR TRIM



## STEP #4

ENSURE SECURELY FITTED IN PLACE




**CAR**  
SHADES

# Side Shade (B) Installation

BMW 5 SERIES 4DR  
BMW-5SER-4-D-18

COMPONENTS NEEDED:




CL-M02 x 4



CL-M03 x 4


## STEP #1

ATTACH CLIPS ON SHADE EDGES



## STEP #2

POSITION THE SIDE SHADE



## STEP #3

INSERT CLIPS BEHIND INTERIOR TRIM



## STEP #4

ENSURE SECURELY FITTED IN PLACE

