

Installation Manual

MERCEDES VITO 5DR SWB
MB-VITOSWB-5-C-18



COMPONENTS INCLUDED

FIXING CLIPS



CL-M02 x 8



Side Shade Installation


MERCEDES VITO 5DR SWB
MB-VITOSWB-5-C-18

COMPONENTS NEEDED:




STEP #1

ATTACH CLIPS ON SHADE EDGES




STEP #2

POSITION THE SIDE SHADE




STEP #3

INSERT CLIPS INSIDE WEATHERSTRIP



STEP #4

ENSURE SECURELY FITTED IN PLACE



CAR
SHADES