


# Installation Manual

SKODA OCTAVIA 5DR  
SKO-OCTA-5-D-18



## Shades



Side Shades

## Fixing Clips



CL-M03 x 2



CL-M11 x 6



# Installation

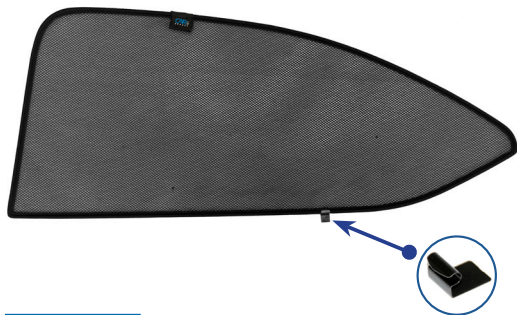
SKODA OCTAVIA 5DR  
SKO-OCTA-5-D-18

## Components Needed



## Side Shade Installation

### STEP 1



### STEP 2



### STEP 3



Peel back the rubber trim using the CL-T01 tool

### STEP 4



### STEP 5



Repeat steps 3 and 4 for the other M11 clips

### STEP 6




# Installation

SKODA OCTAVIA 5DR  
SKO-OCTA-5-D-18



## Side Shade Installation

### STEP 7



### STEP 8



### STEP 9



### STEP 10



### STEP 11



### STEP 12



**Repeat this whole process for the other side.**