

Installation Manual

VOLVO V60 5DR
VOL-V60-E-B-18



Shades

Fixing Clips



CL-M12 x 4



CL-M13 x 4



Side Shades



Installation

VOLVO V60 5DR
VOL-V60-E-B-18

Components Needed



Side Shades



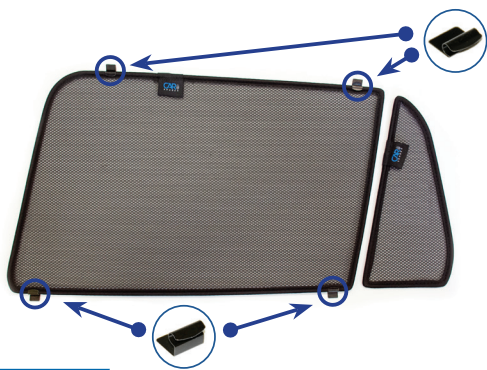
CL-M12 x 4



CL-M13 x 4

Side Shade Installation

STEP 1



STEP 2



STEP 3



STEP 4



STEP 5



STEP 6



Installation

VOLVO V60 5DR
VOL-V60-E-B-18




Side Shade Installation


STEP 7



STEP 8




STEP 9



STEP 10



STEP 11



STEP 12



Repeat this whole process for the other side.