

Installation Manual

VW TOUAREG 5 DOOR
VW-TOUA-5-D-18



Shades



Side Shades

Fixing Clips



CL-M02 x 4



CL-M03 x 4



Installation

VW TOUAREG 5 DOOR
VW-TOUA-5-D-18

Components Needed



Side Shades



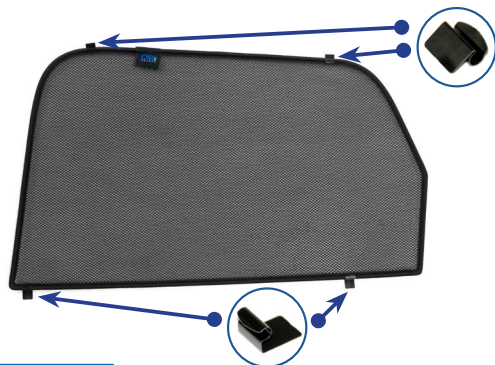
CL-M03 x 4



CL-M02 x 4

Side Shade Installation

STEP 1



STEP 2




Shade fits from the outside

STEP 3



STEP 4



STEP 5



STEP 6



Installation

VW TOUAREG 5 DOOR
VW-TOUA-5-D-18




Side Shade Installation

STEP 7



View from the inside side.

STEP 8



Ensure clips are behind seals.

STEP 9



Repeat this whole process for the other side.